

A New Homolytic Method for the Stereospecific Synthesis of (2*S*,9*S*)-2-Amino-8-oxo-9,10-epoxydecanoic Acid in Protected Form

Jack E. Baldwin,^a Robert M. Adlington,^a Christopher R. A. Godfrey^b and Vipulkumar K. Patel^a

^a The Dyson Perrins Laboratory, South Parks Road, Oxford OX1 3QY, UK

^b Jealott's Hill Research Station, Bracknell, Berks RG12 6EY, UK

(2*S*,9*S*)-2-Amino-8-oxo-9,10-epoxydecanoic acid **1**, (AOE), has been synthesized in protected form by homolytic homologation from protected (*S*)-2-amino-5-iodopentanoic acid.

AOE **1** is the active component¹ of the physiologically active family of cyclic tetrapeptides which includes chlamydocin² **2a**. Structure-activity studies have demonstrated the epoxy ketone functionality to be crucial for *in vitro* cytostatic and antimitogenic activity. From a synthetic standpoint the epoxy

ketone represents a problem because of its high susceptibility to nucleophilic attack. Consequently, only Schmidt's syntheses of chlamydocin **2a**³ and WF-3161 **2b**⁴ are of value whereby the epoxy ketone functionality was unmasked after assembly of the incipient AOE residue in a cyclic tetrapeptide

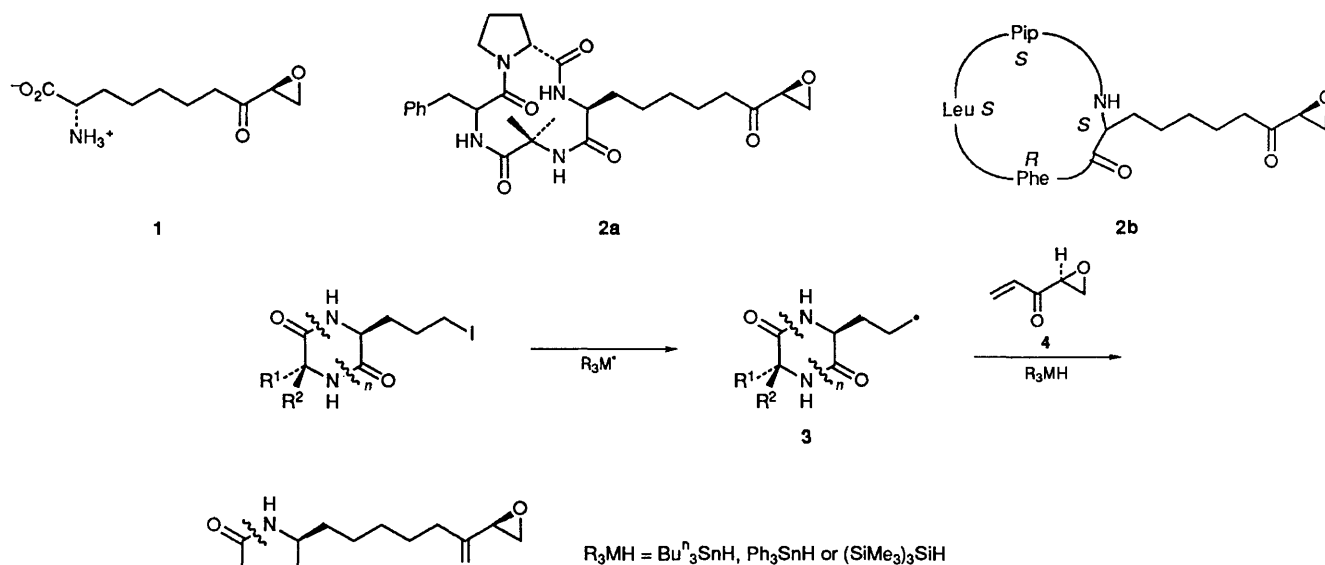
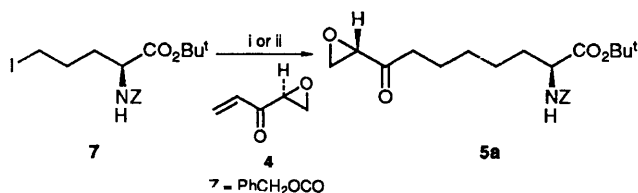
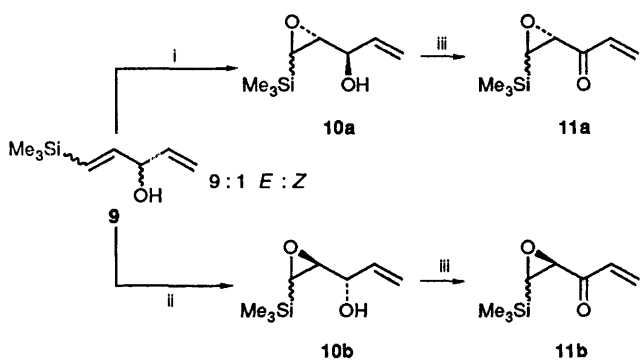


Fig. 1



Scheme 1 Reagents and conditions: i, Ph_3SnH or Bu^n_3SnH (1 equiv.) (slow addition over 4 h), cat. AIBN, benzene, reflux; ii, $(\text{SiMe}_3)_3\text{SiH}$ (1.1 equiv.), cat. AIBN, benzene, reflux; AIBN = azoisisobutyronitrile



Scheme 2 Reagents and conditions: i, 5 mol% (-)-DIPT, 6 mol% $\text{Ti}(\text{OPri})_4$, $\text{Bu}^t\text{O}_2\text{H}$ (0.5 equiv.), dried mol. sieves, CH_2Cl_2 , -16°C , 4 h; ii, 5 mol% (+)-DIPT, 6 mol% $\text{Ti}(\text{OPri})_4$, $\text{Bu}^t\text{O}_2\text{H}$ (0.5 equiv.), dried mol. sieves, CH_2Cl_2 , -16°C , 4 h; iii, TFAA (1.5 equiv.), DMSO (2 equiv.), NEt_3 (3 equiv.), CH_2Cl_2 , -65°C then warm to 20°C ; DIPT = diisopropyl tartrate; TFAA = trifluoroacetic anhydride; DMSO = dimethyl sulphoxide

framework. Unfortunately, such a method required multistep sequences (e.g. 14 steps from diethyl tartrate to give a precursor to AOE in the synthesis of WF-3161 **2b**⁴) and lacked flexibility. Other reported syntheses of protected AOE^{5,6} are not only long but also suffer from not being applicable to the syntheses of the biologically significant tetrapeptide forms.[†] We proposed that a superior approach would be *via* addition of a free-radical **3** derived from a suitably functionalised

[†] For example, attempted unmasking of any *N*-protection in order to join onto a tripeptide fragment would result in competing reaction with the sensitive epoxyketone functionality.

Table 1

Compound	Addition yield (%)	Compound	Desilylation yield (%)
12a	62	5a	64
12b	65	5b	58
13a	61	6a	61
13b	67	6b	64

cyclopeptide, to a chiral epoxyenone **4**, as a late step in the synthesis (Fig. 1). As such, flexibility with respect to the pendant chain length and absolute configuration of the epoxy ketone could readily be accommodated.

In order to test this proposal we firstly attempted a synthesis of (2*S*,9*S*) AOE **5a** in protected form. Initially, protected (2*S*)-2-amino-5-iodo-pentanoic acids **7** and **8**, and (4*S*)-4,5-epoxy-pent-1-en-3-one **4** were synthesized.[‡]

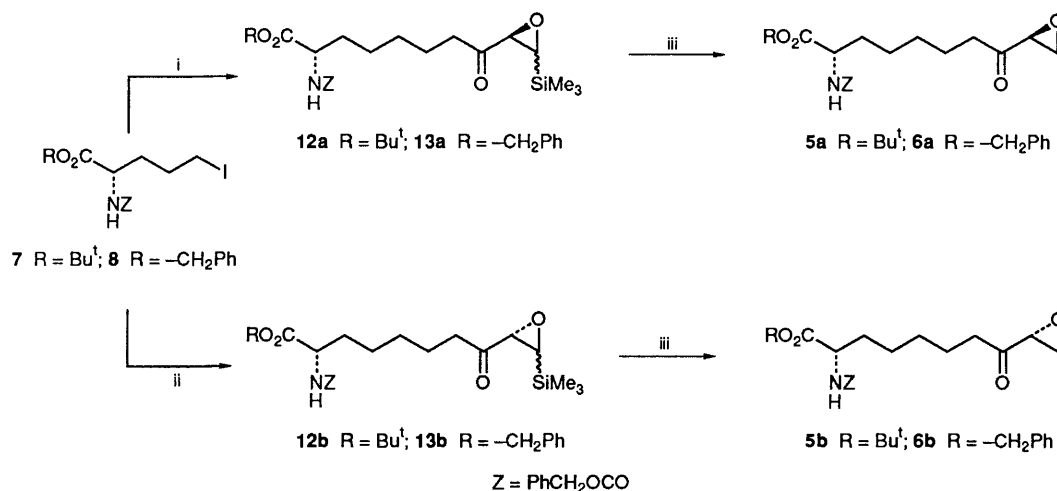
Two different methods of radical homologation were then attempted. Slow addition of either tributyltin hydride or triphenyltin hydride (1 equiv.) to a refluxing solution of the iodoamino ester **7** (1 equiv.) and epoxyenone **4** (4 equiv.) in benzene gave (2*S*,9*S*) *tert*-butyl-*N*-benzyloxycarbonyl-2-amino-9,10-epoxy-8-oxo-decanoate, **5a**, in 35% yield. Using tris(trimethylsilyl)silyl hydride⁷ (1.1 equiv.) as the reducing agent gave similar results (Scheme 1). A significant problem encountered in these protocols was decomposition of the enone under the reaction conditions.

Further improvement in the coupling reaction was then demonstrated by the use of (4*S*)- and (4*R*)-5-trimethylsilyl-4,5-epoxy-pent-1-en-3-ones, **11a** and **11b**, (Scheme 2) as the radicalophile in the coupling reaction.

Addition of tributyltin hydride (1 equiv.) over 4 h to a refluxing solution of degassed benzene containing protected iodoamino acid (either **7** or **8**) with the trimethylsilyl epoxyenones in fourfold excess gave the terminally silylated AOE in about 65% yield (Scheme 3) (Table 1). Use of tris(trimethylsilyl)silyl hydride as the reducing agent gave variable results ranging from 5 to 60%. The silyl group was then removed by TBAF treatment in DMSO to give both (9*R*)- and (9*S*)-AOEs, **5** and **6**, in protected form (Table 1).

[‡] Details will appear elsewhere.

[§] The desilylated Mosher's esters⁸ of the corresponding alcohols, **10a** or **10b**, were shown to be essentially homochiral by ¹⁹F NMR analysis.



Scheme 3 Reagents and conditions: i, reagent **11a**, Bu^n_3SnH (slow addition over 4 h), cat. AIBN, benzene, reflux; ii, reagent **11b**, Bu_3^nSnH (slow addition over 4 h), cat. AIBN, benzene, reflux; iii, TBAF (1.1 equiv.), DMSO, 10 min, 20 °C; TBAF = tetrabutylammonium fluoride

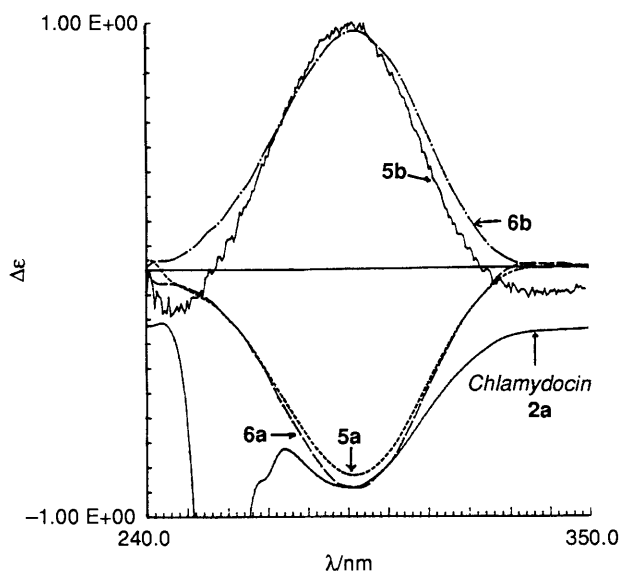


Fig. 2 CD spectra of **5a**, **6a**, **5b**, **6b** and chlamydocin (**2a**)

Circular dichroism (CD) spectra of (2*S*, 9*S*) AOE**s** **5a** and **6a** showed Cotton effects of the same sign and magnitude as natural chlamydocin **2a**⁹ whereas (2*S*, 9*R*) AOE**s** **5b** and **6b** showed opposite Cotton effects (Fig. 2).

In summary we have developed two related homolytic approaches for the facile assembly of both (2*S*, 9*S*) and (2*S*, 9*R*)-2-amino-8-oxo-9,10-epoxydecanoic acids in protected form. The methodologies are, in principle, suitable for the total synthesis of chlamydocin **2a** and related homologues. Such approaches are current objectives.

Financial support from ICI and the SERC for a QUOTA award to V. K. P. is gratefully acknowledged. We thank Sandoz Pharma AG, CH-4002 Basel for an authentic sample of chlamydocin **2a** and Dr A. Rodger for help in measuring CD spectra.

Received, 3rd June 1991; Com. 1102635F

References

- 1 R. Shute, M. Kawai and D. Rich, *Tetrahedron*, 1988, **44**, 685.
- 2 A. Clossé and R. Huguenin, *Helv. Chim. Acta*, 1974, **57**, 533.
- 3 U. Schmidt, T. Beuttler, A. Lieberknecht and H. Griesser, *Tetrahedron Lett.*, 1983, **24**, 3573.
- 4 U. Schmidt, U. Beuttler and A. Lieberknecht, *Angew. Chem., Int. Engl.*, 1989, **28**, 333.
- 5 R. Jacquier, R. Lazaro, H. Raniriseheno and P. Viallefont, *Tetrahedron Lett.*, 1984, **25**, 5525.
- 6 S. Ikegami, T. Hayama, T. Katsuki and M. Yamaguchi, *Tetrahedron Lett.*, 1986, **27**, 3403.
- 7 B. Geise, B. Kopping and C. Chatgililogiu, *Tetrahedron Lett.*, 1989, **30**, 5479.
- 8 J. Dale, D. Dull and H. Mosher, *J. Org. Chem.*, 1969, **34**, 1543.
- 9 M. Kawai, J. Gardner and D. Rich, *Tetrahedron Lett.*, 1986, **27**, 1877.